



TEMPERATURE CONTROL
FOR **TODAY & TOMORROW**


MITSUBISHI
HEAVY INDUSTRIES

SRK35ZS-WFB

Capacitate nominală de răcire: **3.5 KW**



Specificatii

Capacitate nominală de răcire		kW	3.5
Capacitate nominală de încălzire		kW	4.0
Nivel putere sonoră	Răcire	dB(A)	54
	Încălzire	dB(A)	56
Nivel presiune sonoră	Răcire(Hi/Me/Lo/Ulo)	dB(A)	40 / 30 / 26 / 19
	Încălzire(Hi/Me/Lo/Ulo)	dB(A)	41 / 36 / 25 / 19
Flux de aer	Răcire(Hi/Me/Lo/Ulo)	m ³ /min	11.3 / 8.7 / 7.0 / 5.0
	Încălzire(Hi/Me/Lo/Ulo)	m ³ /min	12.3 / 11.0 / 7.0 / 5.6
Dimensiuni exterioare (HĂ×WĂ×D)		mm	290Ă×870Ă×230
Greutate netă		kg	9.5
Dimensiuni țevă refrigerant	Lichid / Gaz	mm â×	6.35(1/4") / 9.52(3/8")
Filtre			Allergen Clear Filter Ă 1, Photocatalytic lavabil Deodorizing Filter Ă 1

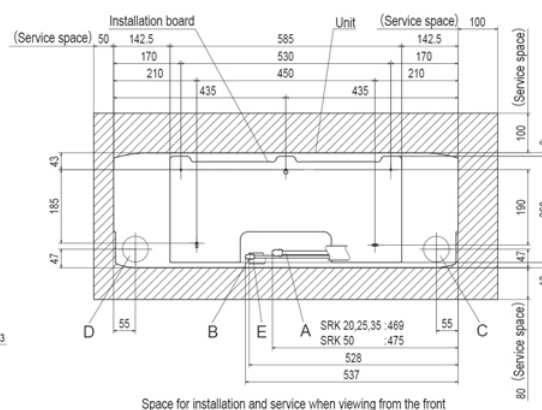
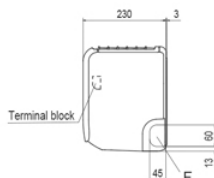
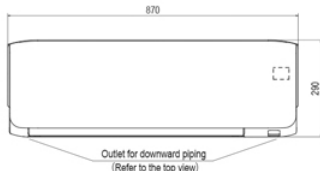


TEMPERATURE CONTROL FOR TODAY & TOMORROW



Schema tehnica

SRK20ZS-WF, -WFB, -WFT, -W
 SRK25ZS-WF, -WFB, -WFT, -W
 SRK35ZS-WF, -WFB, -WFT, -W
 SRK50ZS-WF, -WFB, -WFT, -W
 SRK20ZS-S, -SB, -ST SRK25ZS-S, -SB, -ST
 SRK35ZS-S, -SB, -ST SRK50ZS-S, -SB, -ST



Space for installation and service when viewing from the front

Symbol	Content
A	Gas piping SRK20, 25, 35 $\phi 9.52$ (3/8") (Flare) SRK50 $\phi 12.7$ (1/2") (Flare)
B	Liquid piping $\phi 6.35$ (1/4") (Flare)
C	Hole on wall for right rear piping ($\phi 65$)
D	Hole on wall for left rear piping ($\phi 65$)
E	Drain hose VP16
F	Outlet for piping (on both side)

Datorită politicii de continuă îmbunătățire a produselor, ne rezervăm dreptul de a modifica specificațiile tehnice fără nicio notificare prealabilă.