



TEMPERATURE CONTROL
FOR **TODAY & TOMORROW**


MITSUBISHI
HEAVY INDUSTRIES

SRK50ZS-WF

Capacitate nominală de răcire: **5.0 KW**



Specificatii

Capacitate nominală de răcire		kW	5.0
Capacitate nominală de încălzire		kW	5.8
Nivel putere sonoră	Răcire	dB(A)	59
	Încălzire	dB(A)	60
Nivel presiune sonoră	Răcire(Hi/Me/Lo/Ulo)	dB(A)	46 / 36 / 29 / 22
	Încălzire(Hi/Me/Lo/Ulo)	dB(A)	46 / 37 / 31 / 24
Flux de aer	Răcire(Hi/Me/Lo/Ulo)	m ³ /min	12.1 / 9.9 / 7.4 / 5.9
	Încălzire(Hi/Me/Lo/Ulo)	m ³ /min	13.9 / 11.2 / 9.1 / 7.4
Dimensiuni exterioare (HĂ×WĂ×D)		mm	290Ă×870Ă×230
Greutate netă		kg	10.0
Dimensiuni țevă refrigerant	Lichid / Gaz	mm â×	6.35(1/4") / 12.7(1/2")
Filtre			Allergen Clear Filter Ă 1, Photocatalytic lavabil Deodorizing Filter Ă 1




TEMPERATURE CONTROL FOR TODAY & TOMORROW

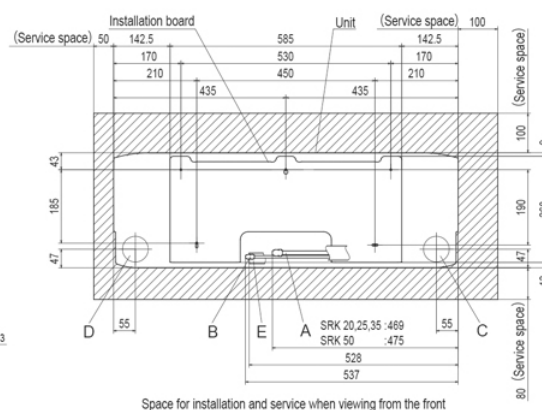
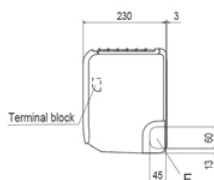


Schema tehnica

SRK20ZS-WF, -WFB, -WFT, -W
 SRK25ZS-WF, -WFB, -WFT, -W
 SRK35ZS-WF, -WFB, -WFT, -W
 SRK50ZS-WF, -WFB, -WFT, -W
 SRK20ZS-S, -SB, -ST SRK25ZS-S, -SB, -ST
 SRK35ZS-S, -SB, -ST SRK50ZS-S, -SB, -ST



Outlet for downward piping
(Refer to the top view)



Space for installation and service when viewing from the front

Symbol	Content
A	Gas piping SRK20, 25, 35 $\phi 9.52$ (3/8") (Flare) SRK50 $\phi 12.7$ (1/2") (Flare)
B	Liquid piping $\phi 6.35$ (1/4") (Flare)
C	Hole on wall for right rear piping ($\phi 65$)
D	Hole on wall for left rear piping ($\phi 65$)
E	Drain hose VP16
F	Outlet for piping (on both side)

Datorită politicii de continuă îmbunătățire a produselor, ne rezervăm dreptul de a modifica specificațiile tehnice fără nicio notificare prealabilă.